
















Product Rating Map *(non-adviser companies)*

Company	Life	Trauma Accelerated	Trauma Standalone	IP Taxable	IP Non-Taxable	Mortgage Protection	TPD Any	TPD Own
 AA Life					1, 2yr			
 ANZ					2yr, to 65			
 ASB				1, 2, 5yr, to 65,70	1, 2, 5yr, to 65, 70			
 bnz					2,5yr, to 65			
 Cigna				1, 2yr				
								
 countdown insurance								
 Kiwi bank.					2, 5yr			
 mas				1, 2, 5yr, to 65				
 Pinnacle Life				1, 2yr				
 sbs bank					1, 2yr			
 W				1yr, to 65				
 Southern Cross Health Insurance			Sum insured of \$20k, \$50k, \$100k, \$200K and \$300k only					

Note: Research for all companies including medical are provided on Quotemonster